




# HONED SANDSTONE



Invite the natural appeal of Sandstone into your home.. Sandstone is a layered stone that combines consolidated quartz and grains of sand bound together over thousands of years. The beauty of Sandstone lies both in its rich texture and its great variety of earthy colours.

Sandstone is available as a natural quarryface or honed finish, which gives it a smooth grained appeal. Its versatility and non slip-surface make it a popular choice for interior and exterior floors as well as a stunning material for cladding.



CAPE TOWN 021 506 1300 | GAUTENG 011 704 6827  
KNYSNA 044 382 3632 | DURBAN 031 566 6562

[www.naturalstonewarehouse.com](http://www.naturalstonewarehouse.com)

# HONED SANDSTONE

## SIZES

Enquire at any one of our showrooms for available sizes.

---

## RECOMMENDED APPLICATIONS

This product is suited for both interior and exterior floors and walls. It is extremely popular for interior applications and can also be used in covered outdoor areas. If used for uncovered external areas, the surface texture may change over time. For exterior areas which are exposed to wet conditions the more natural finish of quarryface Sandstone provides a better alternative.

As this is a natural product, one can expect slight variation between batches. Please arrange a product preview, either by photograph, or at one of our distribution centres in order to view the current stock.

---

## LAYING RECOMMENDATION

- A 5-10mm joint between tiles - We do not recommend butt joining tiles  
Larger format tiles require a minimum of 10mm joint thickness
  - The use of Grey tile adhesive
  - 2 parts Travertine Grout to 1 part building sand or grout colour to individual taste
  - Existing expansion joints are to be respected and not tiled over
  - Use expansion joints as prescribed by architect or specialized tiler
  - Tiles should be laid on a level and even screed which should have been cured for about one week before tiling
  - Naturally each piece is unique in veining and tonality therefore the onus rest with the installer to ensure blending is done correctly before laying the tiles to achieve your desired effect.
- 

## PRODUCT CARE AND MAINTENANCE

All natural stone tiles should be sealed to prevent staining. The laid tiles should be washed with Stone Shield Deep Clean which is a stone detergent. For exteriors, if the floor is heavily soiled, the tiles should be washed with a mild acid solution and then neutralized. Care must be taken to avoid contact with any metal fittings. For interiors, acid cannot be used, therefore the tiler must ensure that no grout or adhesive is allowed to dry on the tile surface. After washing and rinsing the stone must be left to dry completely including grouting. As an anti-stain treatment we recommend the use of Stone Shield Sandstone sealer. The product must be applied by professionals or under strict instruction as indicated by the manufacturer. Sealers may cause enhancement of the natural colours of the stone depending on the stone type and the sealer used. Please speak to a consultant should you wish to have a demonstration of the finished product.

For everyday maintenance we recommend Stone Shield Daily Clean or a neutral pH detergent. Do not use acid or alkaline detergents as repeated application will damage the sealer leaving the stone unprotected. We recommend floor wax be used for further protection against scuffing and staining.



Remember to ask us about your warranty options.

The colours shown on this spec sheet are as exact as photographic and printing processes as well as screen resolution allow. We recommend that all colours are chosen from actual product samples available on request.

Pioneers in the art of elegant living.